


# TIGER Neo

## 66HL4M-BDV

605-630 Watt

BIFACIAL MODULE WITH DUAL GLASS

N-type



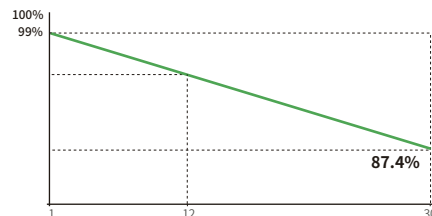
### N-Type Technology

N-Type modules with Tunnel Oxide Passivating Contacts (TOPCon) technology offer lower LID/LeTID degradation and better low light performance.



### HOT 3.0 Technology

N-type modules with JinkoSolar's HOT 3.0 technology offer better reliability and efficiency.



### Dual-Sided Power Generation

Dual-sided power generation gain increases with backside exposure to light, significantly reducing LCOE.



### Mechanical Load Enhanced

Certified to withstand:  
5400 Pa front side max static test load  
2400 Pa rear side max static test load

**12 Year** Product Warranty | **30 Year** Linear Power Warranty | **1%** First-year Degradation | **0.40%** Annual Degradation Over 30 Years

- IEC61215:2021 / IEC61730:2023
- IEC61701 / IEC62716 / IEC60068 / IEC62804
- ISO9001:2015: Quality Management System
- ISO14001:2015: Environment Management System
- ISO45001:2018: Occupational health and safety management systems



### SMBB Technology

Better light trapping and current collection to improve module power output and reliability.



### Anti-PID Guarantee

Minimizes the chance of degradation caused by PID phenomena through optimization of cell production technology and material control.



**JKM605-630N-66HL4M-BDV-F5-EU**

# 66HL4M-BDV 605-630 Watt

## Mechanical Characteristics

Cell Type	N- type Mono-crystalline
No. of cells	132 (66×2)
Dimensions	2382×1134×30 mm
Weight	32.4 kg
Front Glass	2.0 mm, Anti-reflection Coating
Back Glass	2.0 mm, Heat Strengthened Glass
Frame	Anodized Aluminium Alloy
Junction Box	IP68 Rated
Protection Class	Class II
IEC Fire Type	Class C
Connector Type	JK03M / JK03M2 / Others*
Output Cables (Including Connector)	4.0 mm <sup>2</sup> (+): 400 mm , (-): 200 mm or Customized Length

\* MC4 and MC4-EVO2 available upon request and subject to availability

## Packaging Configuration

Pallet Dimensions	2396×1110×1251 mm
Packing Detail (Two pallets = One stack)	36 pcs/pallets, 72 pcs/stack, 720 pcs/ 40'HQ Container

## Specifications (STC)

Maximum Power - Pmax [Wp]	605	610	615	620	625	630
Maximum Power Voltage - Vmp [V]	40.31	40.46	40.60	40.74	40.88	41.02
Maximum Power Current - Imp [A]	15.01	15.08	15.15	15.22	15.29	15.36
Open-circuit Voltage - Voc [V]	48.48	48.68	48.88	49.08	49.28	49.48
Short-circuit Current - Isc [A]	15.90	15.96	16.02	16.08	16.14	16.20
Module Efficiency STC [%]	22.40	22.58	22.77	22.95	23.14	23.32
Power Sorting	0 ~ + 3 %					
Temperature Coefficient of Pmax	-0.29 %/°C					
Temperature Coefficient of Voc	-0.25 %/°C					
Temperature Coefficient of Isc	0.045 %/°C					

STC: Irradiance 1000W/m<sup>2</sup>, Cell Temperature 25°C, AM=1.5

## Specifications (BNPI)

Maximum Power - Pmax [Wp]	668	674	679	685	690	696
Maximum Power Voltage - Vmp [V]	40.29	40.46	40.59	40.75	40.88	41.04
Maximum Power Current - Imp [A]	16.58	16.66	16.73	16.81	16.88	16.95
Open-circuit Voltage - Voc [V]	48.46	48.66	48.86	49.06	49.26	49.46
Short-circuit Current - Isc [A]	17.56	17.64	17.70	17.77	17.83	17.90

BNPI: Irradiance: front 1000W/m<sup>2</sup>, rear 135W/m<sup>2</sup>, Cell Temperature 25°C, AM=1.5

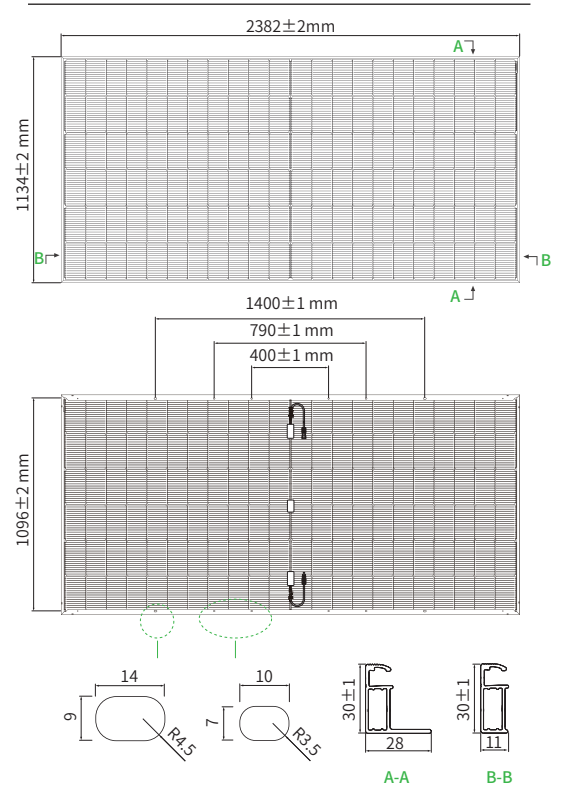
## Application Conditions

Level T <sub>98</sub> ≤ 70 °C	-40 °C ~ +70 °C
Maximum System Voltage	1500 VDC (IEC)
Maximum Series Fuse Rating	35 A
Bifaciality Coefficients	φVoc: 98 ± 5 %, φIsc: 80 ± 5 %, φPmax: 80 ± 5 %

\*Short-term up to 85°C; higher operation requires IEC TS 63126 testing



## Engineering Drawings



Note: For specific dimensions and tolerance ranges, please refer to the corresponding detailed module drawings.

## Electrical Performance

